



**U.S. Department of Housing and Urban Development**

Minneapolis Field Office  
920 Second Avenue South  
Suite 1300  
Minneapolis, Minnesota 55402  
<http://www.hud.gov/local/min/minhome.html>

JUL 08 2011

Honorable Mark Voxland  
Mayor of Moorhead  
500 Center Avenue  
P.O. Box 779, City Hall  
Moorhead, MN 56560

Dear Mayor Voxland:

**SUBJECT: Consolidated Plan End-of-Year Review  
2010 Program Year  
Moorhead, Minnesota**

HUD is required to conduct an annual review of performance by grant recipients. This is to report to you the results of our review. Additionally, the Secretary must determine that the grant recipient is in compliance with the statutes and has the continuing capacity to implement and administer the programs for which assistance is received.

**Report**

This review is based upon the information we received during the City's 2010 program year January 1, 2010, through December 31, 2010. We congratulate you on your many accomplishments during this past year on the achievement of Department Objectives.

- ✓ Timeliness in the CDBG program was at an acceptable rate of 1.23 grant years;
- ✓ According to the City's 2010 CAPER, the following occurred during the 2010 program year:
  - Over 557 residents received assistance through public service activities ranging from youth services, homebuyer education to neighborhood watch programs;
  - Seven single-family homes were rehabilitated for low- and moderate-income households;
  - Twenty-four permanent supportive housing units were assisted in part by CDBG-Recovery resources; and
  - Two new homeownership opportunities were provided through assistance to Habitat for Humanity. One additional lot was purchased in 2010 for a 2011 completion.

## **Background Information**

HUD's Office of Community Planning and Development has sought to establish partnerships with State and local governments. The focus of our partnership has been to work with communities to ensure that our joint efforts result in housing and community development programs and policies that benefit and serve low- and moderate-income persons. These efforts occur within the framework of the statutes we administer and the regulations and policies that are designed to improve program performance.

The provisions of the Housing and Community Development Act of 1974, as amended, and the National Affordable Housing Act of 1990, require the annual submission of performance reports by grant recipients receiving federal assistance through programs covered under these Acts. Additionally, these Acts require that a determination be made by the Secretary, that the grant recipient is in compliance with the statutes and has the continuing capacity to implement and administer the programs for which assistance is received.

With the implementation of the Consolidated Planning Regulations of January 5, 1995, the Department began making comprehensive performance reviews of grantees' overall progress at least annually, as required by the statutes and section 91.525 of the regulations. The review consists of analyzing the consolidated planning process; reviewing management of funds; determining the progress made in carrying out policies and programs; determining the compliance of funded activities with statutory and regulatory requirements; determining the accuracy of required performance reports; as well as evaluating accomplishments in meeting key Departmental objectives.

This assessment not only meets the mandates of the statutes, but it also provides a basis for working together collaboratively to help grantees achieve housing and community development goals. One critical outcome of this collaboration should be the development of a more comprehensive, effective, and concise Consolidated Plan and improved performance in achieving specific goals that correspond to the activities outlined in your forthcoming Action Plan.

## **Public Access**

This Report must be made readily available to the public within 30 days of receipt of your comments. There are several ways the report can be made available to the public. You can assist us in this regard by sharing HUD's report with the media; with members of your advisory committee; or with those who attended hearings or meetings, placing it on your web site or distributing it through a LISTSERV. HUD will make this information available to the public upon request and may provide copies of future reports to interested citizens and groups.

## Conclusion

As a result of our analysis, we have determined that your overall progress is satisfactory and that the City has the continuing capacity to implement these programs. If you have any questions, please contact Carol Dixon, CPD Representative, at (612) 370-3019, ext. 2104 or via email at [Carol.A.Dixon@hud.gov](mailto:Carol.A.Dixon@hud.gov).

Sincerely,

Michele K. Smith, Director  
Office of Community Planning and Development

Dexter J. Sidney, Field Office Director

cc: Lisa Vatnsdal, Neighborhood Services Manager  
City of Moorhead  
111 12<sup>th</sup> Street North  
P.O. Box 779  
Moorhead, MN 56561



**CDBG Community Development Block Grant Performance Profile**

PR54 - MOORHEAD, MN

Program Year From 01-01-2010 To 12-31-2010

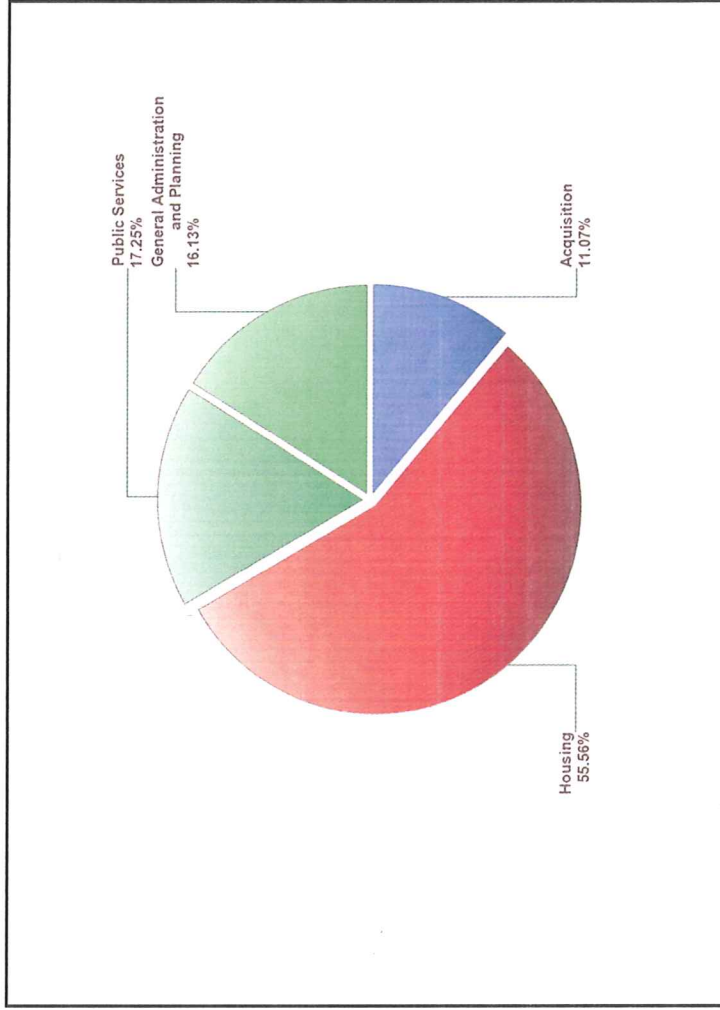
**Program Year 2010 Funds**

2010 CDBG Allocation	\$309,377.00
Program Income Received During Program Year 2010	\$150,726.67
<b>Total Available<sup>1</sup></b>	<b>\$460,103.67</b>

**Expenditures<sup>2</sup>**

Type of Activity	Expenditure	Percentage
Acquisition	\$34,981.35	11.07%
Housing	\$175,572.32	55.56%
Public Services	\$54,501.45	17.25%
General Administration and Planning	\$50,965.56	16.13%
<b>Total</b>	<b>\$316,020.68</b>	<b>100.00%</b>

**Expenditures by Type of Activity (%)**



**Timeliness**

Timeliness Ratio - unexpended funds as percent of 2010 allocation

1.23




**CDBG Community Development Block Grant Performance Profile**

PR54 - MOORHEAD, MN

Program Year From 01-01-2010 To 12-31-2010

**Program Targeting**

1 -Percentage of Expenditures Assisting Low- and Moderate-Income Persons and Households Either Directly or On an Area Basis <sup>3</sup>	98.99%
2 -Percentage of Expenditures That Benefit Low/Mod Income Areas	0.00%
3 -Percentage of Expenditures That Aid in The Prevention or Elimination of Slum or Blight	1.01%
4 -Percentage of Expenditures Addressing Urgent Needs	0.00%
5 -Funds Expended in Neighborhood (Community For State) Revitalization Strategy Areas and by Community Development Financial Institution.	\$0.00
6 -Percentage of Funds Expended in Neighborhood (Community For State) Revitalization Strategy Areas and by Community Development Financial Institution	0.00%



PR54 - MOORHEAD, MN

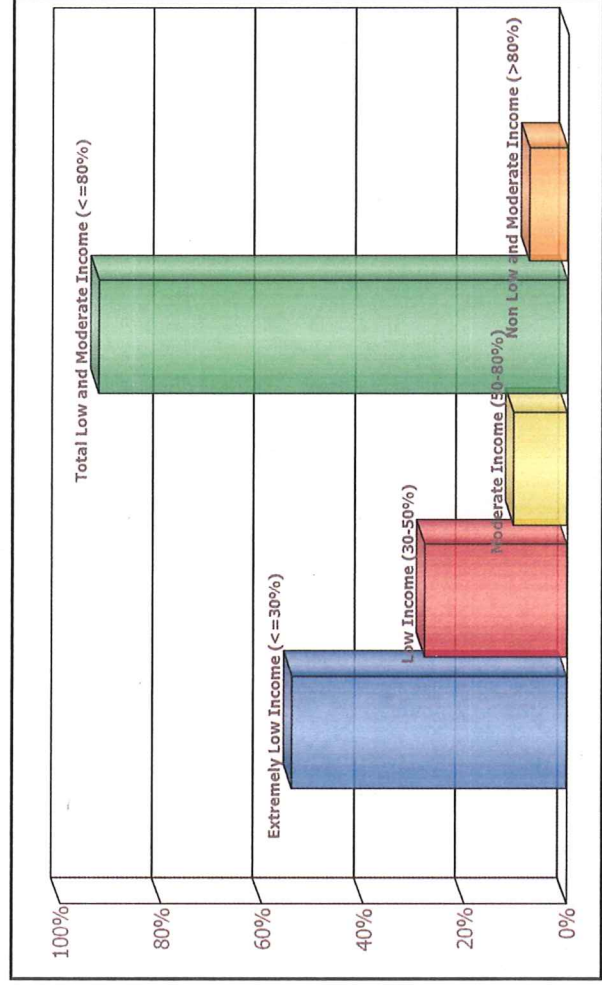
Program Year From 01-01-2010 To 12-31-2010

**CDBG Beneficiaries by Racial/Ethnic Category<sup>4</sup>**

Race	Total	Hispanic
White	72.65%	100.00%
Black/African American	12.00%	0.00%
Asian	3.22%	0.00%
American Indian/Alaskan Native	3.59%	0.00%
Native Hawaiian/Other Pacific Islander	0.12%	0.00%
American Indian/Alaskan Native & White	2.10%	0.00%
Asian & White	1.61%	0.00%
Black/African American & White	2.10%	0.00%
Amer. Indian/Alaskan Native & Black/African Amer.	0.99%	0.00%
Other multi-racial	1.61%	0.00%
Asian/Pacific Islander (valid until 03-31-04)	0.00%	0.00%
Hispanic (valid until 03-31-04)	0.00%	0.00%

**Income of CDBG Beneficiaries**

Income Level	Percentage
Extremely Low Income (<=30%)	54.21%
Low Income (30-50%)	27.97%
Moderate Income (50-80%)	10.40%
Total Low and Moderate Income (<=80%)	92.57%
Non Low and Moderate Income (>80%)	7.43%



**CDBG Community Development Block Grant Performance Profile**

PR54 - MOORHEAD, MN

Program Year From 01-01-2010 To 12-31-2010

Accomplishment	Number
Actual Jobs Created or Retained	0
Households Receiving Housing Assistance	251
Persons Assisted Directly, Primarily By Public Services and Public Facilities	557
Persons for Whom Services and Facilities were Available	0 <sup>s</sup>
Units Rehabilitated-Single Units	7
Units Rehabilitated-Multi Unit Housing	0

**Funds Leveraged for Activities Completed \$73,668.93**

**Notes**

- 1 Also, additional funds may have been available from prior years.
- 2 The return of grant funds is not reflected in these expenditures.
- 3 Derived by dividing annual expenditures for low-and moderate-income activities by the total expenditures for all activities (excluding planning and administration, except when State planning activities have a national objective) during the program year.
- 4 For entitlement communities, these data are only for those activities that directly benefit low- and moderate-income persons or households. They do not include data for activities that provide assistance to low- and moderate-income persons on an area basis, activities that aid in the prevention and elimination of slums and blight, and activities that address urgent needs. For states, these data are reported for all activities that benefit low- and moderate-income persons or households, aid in the prevention and elimination of slums and blight, and address urgent needs.
- 5 This number represents the total number of persons/households for whom services/facilities were available for [in many cases] multiple area benefit activities as reported by grantees. A service or facility meeting the national objective of benefiting low- and moderate-income persons on an area basis is available to all residents of the area served by the activity. If one or more activities had the same or overlapping service areas, the number of persons served by each activity was used to calculate the total number served; e.g., if two activities providing different services had the same service area, the number of persons in the service area would be counted twice; once for each activity.